

# AVAILABLE SPACE IN NORTH I-25 CORRIDOR

5741 MIDWAY PARK NE

FOR  
SUBLEASE



## FOR SUBLEASE

- » \$14.00/SF Full Service  
+ Janitorial
- » Available - Approx. 9,000± SF
- » Master Lease Exp. 1/31/29

## FEATURES

- » Conveniently located off I-25 at the Jefferson exit
- » Major area tenants include Cinemark Century Rio Plex 24, Lovelace Medical Group & Concentra Urgent Care

*\*Building signage subject to landlord approval*

## CONTACT

**STACEY NENNINGER, CCIM**

✉ [stacey@argusinvestmentrealty.com](mailto:stacey@argusinvestmentrealty.com)

☎ 505.855.7608

FOR SUBLEASE | 5741 Midway Park Blvd NE, Albuquerque, NM 87109

ARGUSINVESTMENTREALTY.COM



# AVAILABLE SPACE IN NORTH I-25 CORRIDOR

PHOTOS

FOR  
SUBLEASE



Large Open Workspace



Conference Room



Individual Offices



Break Room

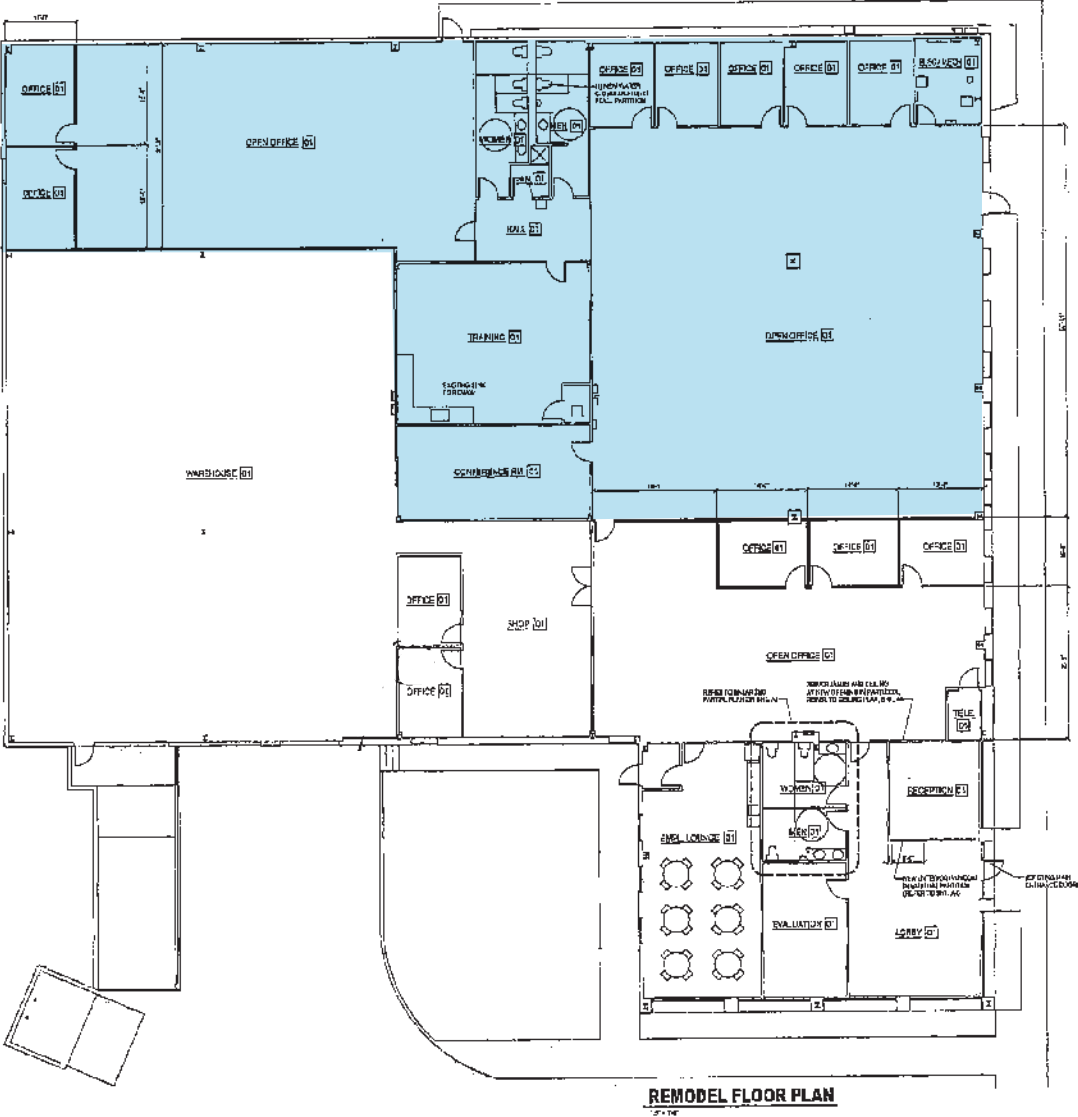


Additional Workspace

# AVAILABLE SPACE IN NORTH I-25 CORRIDOR

FLOOR PLAN

**FOR  
SUBLEASE**



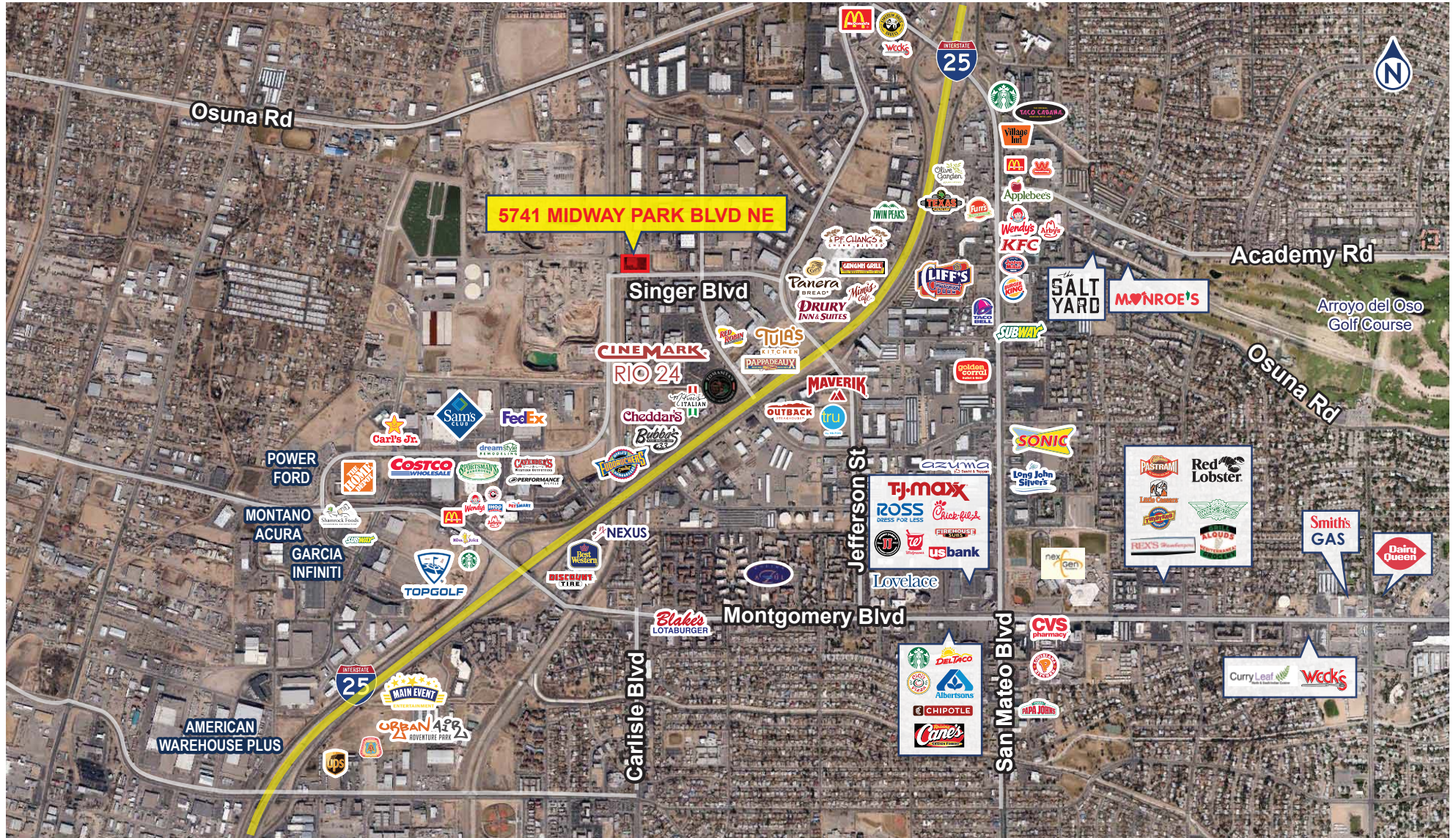
**APPROXIMATELY  
9,000± SF**



# AVAILABLE SPACE IN NORTH I-25 CORRIDOR

AREA OVERVIEW

FOR  
SUBLEASE



FOR SUBLEASE | 5741 Midway Park Blvd NE, Albuquerque, NM 87109

ARGUSINVESTMENTREALTY.COM





# AVAILABLE SPACE IN NORTH I-25 CORRIDOR

FOR  
SUBLEASE

DRIVE TIME



**5 MINUTE DRIVE TIME**



Population - 13,992



Avg HH Income - \$70,789



**10 MINUTE DRIVE TIME**



Population - 102,933



Avg HH Income - \$85,700



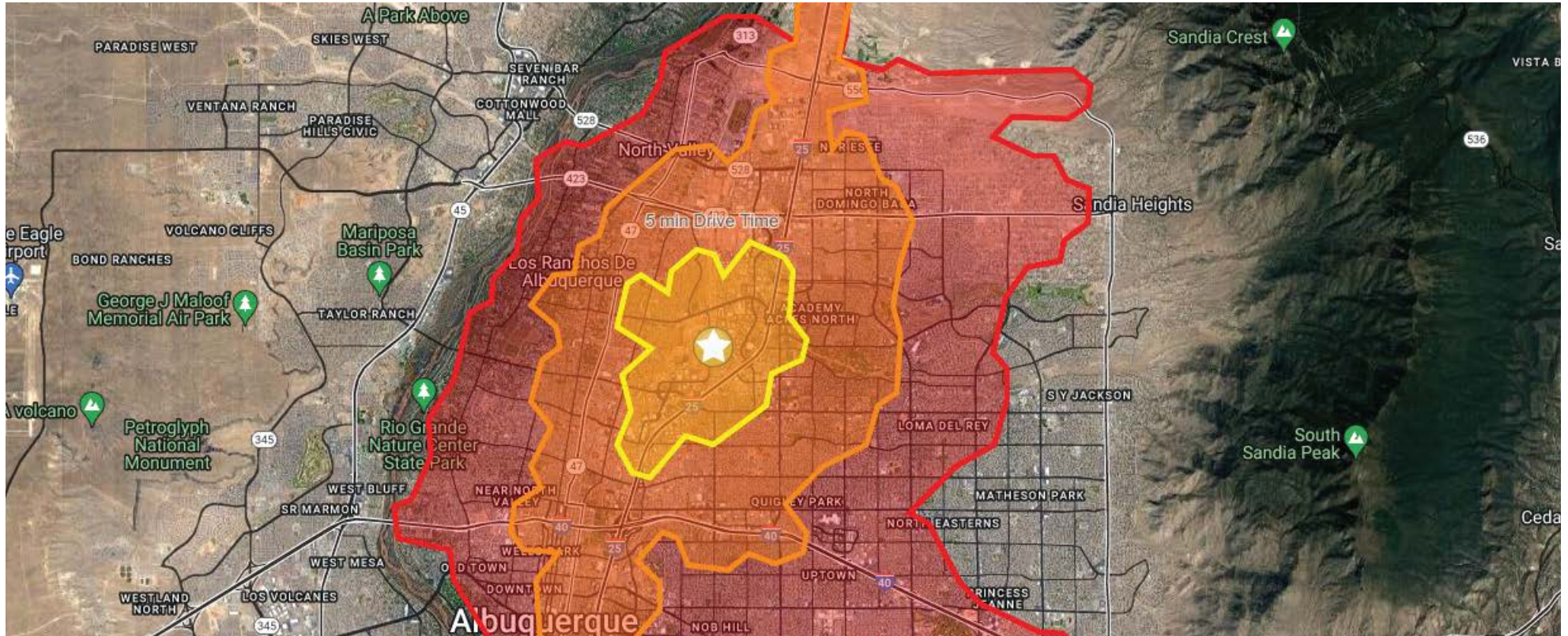
**15 MINUTE DRIVE TIME**



Population - 250,608



Avg HH Income - \$94,417



FOR SUBLEASE | 5741 Midway Park Blvd NE, Albuquerque, NM 87109

ARGUSINVESTMENTREALTY.COM

